



# TAG TALK

March, 2016



## President's Message .....Dick Phillips

Well, here we are, a week and a half into March and still no winter, which is fine with me! Our "frost warning" date this far south is March 15 (a far cry from the May 15 of my native Indiana!), so it looks as though we can start planting those spring annuals and other less cold hardy plants. And if your yard is like ours, a lot of the plants and flowers you would typically lose in winter are still alive and blooming, and won't need replacement, so a little bonus for this year!

The big news right now for TAG, of course, is our upcoming Flower Show April 8 – 10. Hopefully, every TAG member will enter something into the show, and it seems as if every TAG member is helping out in one way or another. Mary Ellen and I will handle the "azalea sale" again, which was very successful in 2012 (we sold every one of the 75 azaleas we started with), but we are expanding it a bit this time by adding camellias, gardenias and hydrangeas for sale. I mention this so that if you intend to add azaleas or any of these other plants to your gardens this spring, we'll have some nice 3 and 7 gal plants for you to choose from.

At our TAG General Meeting on March 18, Ann Clayton will do a PowerPoint presentation of past Flower Shows, so anyone not so familiar with how a federated show works will get a birds eye view of what is involved and how it all comes together. It promises to be very informative and interesting, and I look forward to seeing you there!

*Keep love in your heart. A life without it is like a sunless garden when the flowers are dead. (And, I couldn't resist; Women are made to be loved, not understood.) Oscar Wilde.*

### Membership Meeting

March 18 9:30 am Spring Lake Pavilion

### REACHING FOR THE BLUE (RIBBON, THAT IS)

Are you daunted to enter the flower show? Curious, but a little unsure? Think you have a winning plant? Gain confidence at this month's meeting with a most informative Power Point pictorial presentation detailing tips and advice from TAG Flower Shows past and from experienced members of the club.

**Hostesses:** Peg McCann, Sally Price, Pam Riebesell, Gail Ladwig

## Flower Show Update

### Weekend Schedule of Events

<b>Fri, 4/8</b>	9am-6pm	Setup
	3pm-6pm	Container plant Horticulture entry
<b>Sat, 4/9</b>	7:30am-10am	All entries accepted
	10am	Entries close
	10:45am	Judging begins
	10am-6pm	Show closed to all
	1pm	Judges luncheon by invitation
	6pm-8pm	Preview Party for Avid Gardeners & Guests
<b>Sun, 4/10</b>	10am-4pm	Show Open to Public (guests from Outside HHP must have pass)



### GET INVOLVED

- Save your empty **16oz green glass** Perrier or beer bottles. Remove all labels and bring them to this month's meeting or to Dede Bethke's or Sarah Jebo's house.
- **Enter a horticulture specimen.** Refer to the Rules section of your Flower Show Schedule (given out at the Feb meeting). For help with IDs, email picture to [theavidgardeners@gmail.com](mailto:theavidgardeners@gmail.com)
- Help make white paper flowers. Contact [carolinealderman@roadrunner.com](mailto:carolinealderman@roadrunner.com)
- If you've already signed up to do an artistic floral design and need advice, contact [dbethke@hargray.com](mailto:dbethke@hargray.com)
- Plan on attending the **Flower Show Preview Party** to check out the show in advance and see all the ribbon winners before the show is opened to the general public. Hors d'oeuvres and soft drinks will be served; BYOB (alcohol). Cost is \$20/pp; check can be made out to The Avid Gardeners and given to Sue Blake or Olivia Ford.
- Spread the word to your friends. Remind anyone coming from outside HHP that they will only be admitted to the plantation if their names appear on a list called in to Security. This means that anyone even considering attending should send their names to [corlissz@aol.com](mailto:corlissz@aol.com)
- Be sure to attend this week's general membership meeting and **bring your Flower Show Schedule** that you received at last month's meeting. Ann Clayton will be presenting a detailed Power Point program with lots of information and pictures from past Flower Shows that you will find very helpful.

# Paper Flower Workshop

[We Need You!](#)

We need as many paper flowers as we can make for the flower show.  
Please help if you can!!!

Workshops are at Caroline Alderman's home

1:00 PM until 3:00 or so, as we finish our project

[Each workshop will make different flowers, so you might want to come to more than one.](#)

[Workshop Dates:](#)

Wednesday, March 16th 1:00 PM

Tuesday, March 22nd 1:00 PM

Wednesday, March 30th 1:00 PM

Thursday, March 31st 1:00 PM

[Call Caroline 843.689.3620](#) if you can come.




It's that time again...

## GEN. DAVIS GARDEN CLEANUP



Tuesday & Wednesday 4/19, 4/20 9:00am  
(raindates 4/26, 4/27)

Bring your tools, gloves,  
bug spray



Next time you're driving past the POA, take a glance at the antique surrey. Thanks to the persistent efforts of our own Carol Vivona, working with HHP electrician Dave Purcell, the surrey has been attractively lit by solar power since Christmas. The lighting is permanent and brings a decided touch of charm to our Plantation. Thank you, Carol !!



## ELECTION OF OFFICERS AT MARCH 19TH MEETING

### Proposed Slate of Officers for 2016-2017

PRES:	Dick Phillips
VICE PRES (MEMBERSHIP)	Corliss Zampino
VICE PRES (PROGRAMS)	To Be Announced*
TREASURER	Olivia Ford
SECRETARY	Nancy Ridgway

If you know of anyone who may be interested in the  
VP of Programs nomination, please notify Dick Phillips

(You must be present at the meeting to vote)




## *Horticulture.....Diane Middleton*

A lovely start to the month of March with azaleas and camellias all blooming at the same time. Calls for a trip to Middleton Gardens in Charleston for sure. My daffodils have been blooming for almost a month, and this year I planted some darling little tulips that are supposed to be perennial in the South, and they are also in bloom – little red and white stripes hidden among the bully narcissus. Be sure your daffodils are getting enough water or they will bloom on very short stems or the buds may dry up. I will be selling them through The Council of Garden Clubs this fall.

Helleborus is still blooming in its shady corner. This is a plant everyone should grow as it requires almost no care, stays evergreen and actually repels deer. Spirea is another deer proof shrub that would be blooming now if it had not been pruned this winter. The azaleas surprised us with ample long bloom after an early start was set back by a freeze.

Continue dividing perennials to share with friends. Plant summer flowering bulbs now including gladiolas every two weeks for continuous summer bloom. Use new soil for planting pots. Try to find some that does not contain fertilizer when planting herbs. Use only palm fertilizer on sagos, and watch for scale.



*Diane Middleton, Master Gardener*  
[dcmgard@aol.com](mailto:dcmgard@aol.com)



## Jr. Gardeners

The Garden Club of South Carolina has a special Youth Division. They develop programs about nature so the youth can engage in understanding the balances of our environment. This year, the theme was about the role frogs play in the balance of nature and how they are indicators of the health of the environment. We had great fun trying our hands at poetry with that theme. Here is Brooklyn Ricker's entry:

*Croaking Jumping Frogs*  
 Don't know what to do.  
 Splash! There goes one.  
 Plop! There go two.  
 Hopping onto rocks,  
 Splashing in the pond.  
 Catching insects.  
 Frogs all around.

We are so proud of our Brooklyn, who has had her poem, *Croaking Jumping Frogs*, recognized by the Garden Club of South Carolina. She and her Mom will travel to Riverbanks Zoo and Gardens on April 9<sup>th</sup> to accept her 2<sup>nd</sup> place prize.

Brooklyn attends our weekly meetings regularly and is eager to learn gardening skills. When asked about what she likes about gardening, she said that it helps her relax.

She digs in and often finds the small parts of nature that we adults often miss. The skeleton leaves, the roly-polies, a worm here or there, or What's in the bird house?? Children—a joy to work with.


We meet on Tuesdays and Wednesdays from 7:30 to 8:15 am.

To volunteer, please contact Sandy (843-342-4834, [aestern1@gmail.com](mailto:aestern1@gmail.com)), or Nadine (843-689-5156, [nakorosi7@aol.com](mailto:nakorosi7@aol.com))



## MARCH'S HEALTHY RECIPE FROM ANNA BROECKER

### Black Bean and Sweet Potato Chili



- 2 tablespoons olive oil
- 1 large yellow onion
- 1 red bell pepper cored, seeded and chopped
- 1 green bell pepper, cored seeded and chopped
- 2 jalapeno peppers, seeded and diced (I added only a 1/2 of one)
- 2 medium sweet potatoes, diced
- 3 large garlic cloves minced (about 2 tbsp)
- 2 tablespoons chili powder (I added 3/4 tbsp)
- 1 teaspoon sea salt
- 1 teaspoon ground cumin
- 1 teaspoon freshly ground black pepper
- 1/4 teaspoon crushed red pepper (I did not add)
- 2 teaspoons dried basil
- 1/2 teaspoon dried marjoram
- 1 bay leaf
- 1 14.5 oz can diced tomatoes
- 2 14 oz cans vegetable or chicken broth
- 2 15 oz cans black beans rinsed and drained
- 1 juice of 1 lime (2 tbsp)

#### Garnishes

chopped fresh cilantro, green onion slices

Serve over brown rice

Heat oil in a heavy large saucepan or Dutch oven over med-high heat; add onion. Reduce heat to med and cook, stirring occasionally, about 10 to 15 minutes or until tender.

Add bell peppers, sweet potatoes and jalapeno; cook stirring occasionally, 5 minutes. Stir in garlic and cook about 1 minute. Add chili powder and next 7 ingredients; stir and cook 1 minute.

Add tomatoes and broth. Simmer uncovered for about 30 minutes.

Stir in beans, and continue to cook 10 minutes.

Remove Bay Leaf and stir in lime juice. Garnish as desired.

*Makes about 2 quarts*

## BONUS RECIPES !!

Check out these bonus recipes from Carol Wenk, which we enjoyed at last month's meeting:

### LEMONY SOUR CREAM MUFFINS

2 C flour  
 2/3 C sugar  
 2 t baking powder  
 1/4 t baking soda  
 1/4 t salt  
 1 lemon, zested and juiced  
 3/4 C sour cream  
 2 lrg eggs  
 1 t vanilla  
 1/8 t lemon extract  
 1 stick unsalted butter, melted



Whisk the dry ingredients, including the lemon zest, together in a large bowl. In another bowl, whisk the remaining ingredients, including the lemon juice.

Pour the wet ingredients over the dry. Gently (but quickly) stir everything together. Don't worry if you have a few lumps—they're better than an overmixed batter.

Spoon batter into paper lined muffin tins.

Bake at 375.

Mini muffins (4 dz) 10-12 min

### BANANA MOCHA-CHIP MUFFINS

5 t instant coffee granules  
 5 t hot water  
 3/4 C butter, softened  
 1-1/4 C sugar  
 1 egg  
 1-1/3 C mashed ripe bananas  
 1 t vanilla  
 2-1/4 C flour  
 1-1/2 t baking powder  
 1/2 t baking soda  
 1/2 t salt  
 1-1/2 C semisweet chocolate chips



Preheat oven to 350.

In a small bowl, dissolve coffee granules in hot water.

In a large bowl, cream butter and sugar until light and fluffy.

Add egg, beat well. Beat in bananas, vanilla and coffee mixture.

Combine flour, baking powder, baking soda and salt; add to creamed mixture just until moistened. Fold in chocolate chips.

Fill paper-lined muffin cups 2/3 full.

Mini muffins (4 dz + 6 lrg) - 12-13 min

Reg muffins (2 dz) - 18-20 min

Cool 5 minutes.



## The Avid Gardeners

# CALADIUM FUNDRAISER

2016

## HIGH QUALITY BULBS FOR SPRING



### Caladium 'White Cap'

Prefers *partial sun to shady locations*.  
White veins and white Christmas type windows and green margins.  
Intermediate to tall in height and upright in habit.

**\$17.50 / 5 bulbs**



### Raspberry Moon Caladium

Favors *full sun to partial shade*.  
Light green/yellow border and background (sometimes blotched with dark green) with dark raspberry pink to red blotches.  
Can grow to 18" -24" tall.

**\$17.50 / 5 bulbs**



### White Pearl Caladium

Can take *full sun/part sun*.  
Useful as a border plant.  
Pure white "face". Short to intermediate white lance-leaf (strap) variety.

**\$4.00 / 1 bulb**



### Starburst Caladium

Can take *full sun/part sun*.  
A strap leaf variety with shocking pink main veins and dark pink background.  
Reaches heights of 6" - 12"

**\$20 / 5 bulbs**



### Calypso Jumbo Bulb Caladium

Can take *shade to partial sun*.  
Fancy pink variety.  
Can grow to 18" to 24" tall.

**\$12.50 / 5 bulbs**

**ORDER BY: March 18**

**DELIVERY : After March 27**

*Send orders with your check to: The Avid Gardeners, 28 Flagship Lane, Hilton Head, SC 29926*

Name & Address: \_\_\_\_\_

Phone & Email: \_\_\_\_\_

Quantity	Variety	Total

**Questions: Call Corliss Zampino 681-6062**

**PLEASE NOTE:** **April's General Membership meeting date is incorrectly noted in your Directory . The April meeting date should be Friday, April 15.**

Coming April 15th...

## ROAD TRIP !!


Tour the Georgia Botanical Garden and Bamboo Farm.

Visit includes a guided tour. Cost \$8/pp.

Details will be announced at this month's General Membership meeting.



*Happy Easter*



Christine Thumm  
thumms@aol.com  
415-6809



Carol Sevelowitz  
sevelcss@gmail.com  
715-2248

Deadline for submitting articles for this newsletter is the second Sunday of the month.